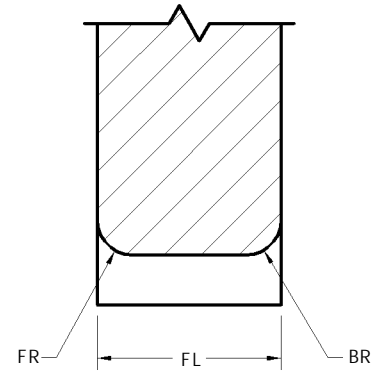
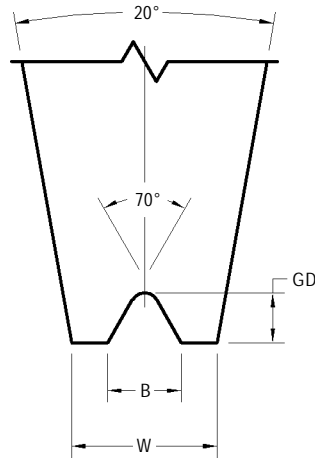



## INLINE GROOVE NO-HOLE TOOLS

### CKVD STYLE



#### STANDARD DIMENSIONS

Tool Styles - Wire Size	Useable Wire Diameter WD in / $\mu\text{m}$	Foot Length FL in / $\mu\text{m}$ $\pm .0003/8$	Front/Back Radius FR = BR in / $\mu\text{m}$ (Ref)	Foot Width W in / $\mu\text{m}$ $\pm .0003/8$	Groove Depth GD in / $\mu\text{m}$ Min	Groove Opening B in / $\mu\text{m}$ $\pm .0003/8$	Relief E in / $\mu\text{m}$ $\pm .0039/100$
CKVD-100	.0040 / 100	.0098 / 250	.0012 / 30	.0079 / 200	.0028 / 71	.0043 / 109	.0390 / 1000
CKVD-125	.0050 / 125	.0118 / 300	.0015 / 38	.0098 / 250	.0035 / 89	.0054 / 137	.0390 / 1000
CKVD-150	.0060 / 150	.0138 / 350	.0018 / 45	.0118 / 300	.0042 / 107	.0065 / 165	.0390 / 1000
CKVD-175	.0070 / 175	.0157 / 400	.0021 / 53	.0138 / 350	.0049 / 124	.0076 / 193	.0390 / 1000
CKVD-200	.0080 / 200	.0177 / 450	.0024 / 61	.0157 / 400	.0056 / 142	.0087 / 221	.0390 / 1000
		$\pm .0005/13$	(Ref)	$\pm .0005/13$	Min	$\pm .0005/13$	$\pm .0039/100$
CKVD-250	.0100 / 250	.0217 / 551	.0030 / 76	.0197 / 500	.0070 / 178	.0108 / 274	.0590 / 1500
CKVD-300	.0120 / 300	.0256 / 650	.0035 / 89	.0236 / 600	.0084 / 213	.0130 / 330	.0590 / 1500
CKVD-350	.0140 / 350	.0299 / 760	.0041 / 104	.0276 / 700	.0098 / 249	.0152 / 386	.0590 / 1500
CKVD-380	.0150 / 380	.0323 / 820	.0045 / 114	.0299 / 760	.0106 / 269	.0165 / 419	.0590 / 1500
CKVD-400	.0160 / 400	.0343 / 871	.0047 / 119	.0315 / 800	.0112 / 284	.0173 / 439	.0590 / 1500
CKVD-500	.0200 / 500	.0433 / 110	.0059 / 150	.0394 / 1000	.0140 / 356	.0217 / 551	.0590 / 1500

## INLINE GROOVE NO-HOLE TOOLS - GENERAL GUIDELINES ON HOW TO ORDER

STYLE	WIRE SIZE	MATERIAL
<b>CKVD :</b> 70° Deep "V" Groove	Specify Wire Size	<b>W :</b> Tungsten Carbide Ultra Fine Grain for Aluminum Wire

Tool Dia	TD in / mm ±.0001"/3µm	TDF in / mm ±.0005"/13µm	Specified Length	TL in / mm ±.005"/130µm
1/16	.0624 / 1.585	.0570 / 1.448 *	L	.828 / 21.0
1/8	.1249 / 3.172	.0937 / 2.378 ***	1.00	1.000 / 25.4
2mm	.0785 / 1.995 @	.0630 / 1.600 *	20mm	.787 / 20.0
3mm	.1180 / 2.997	.0985 / 2.502 **	29mm	1.142 / 29.0

NOTE	
Length	29mm for Deep Access
*	limited size availability.
**	.110" / 2.79mm TDF supplied if required by foot geometry.
***	.1180" / 3.00mm TDF supplied if required by foot geometry.
@	Tolerance +0 / - .0002" / 5µm

FOOT OPTIONS	
<b>G</b>	The FR and BR are polished and a fine matte finish is within the area of the groove. (Standard)
<b>GM</b>	The FR, BR and groove have a matte finish

HOW TO ORDER	
<b>SPECIFY</b>	<b>Style - Wire - Material - Tool Diameter - Tool Length - Foot Option</b> (For modifications to standard tools, use part number and specify modified dimensions or contact our technical support staff for assistance with your requirements). For Shank Style refer to page 62.
<b>EXAMPLE</b>	CKVD - 250 - W - 2mm - 29mm - G