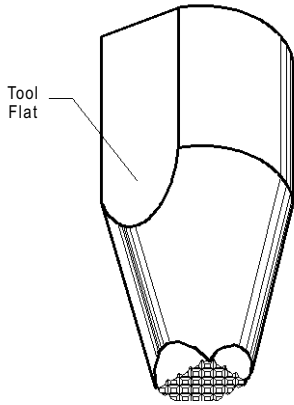
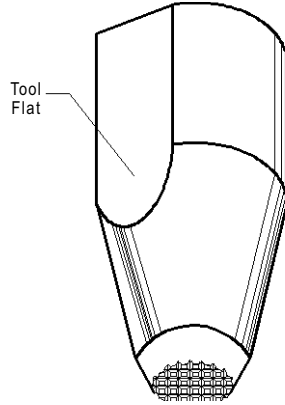


WAFFLE FOOT SINGLE POINT-TAB TOOLS

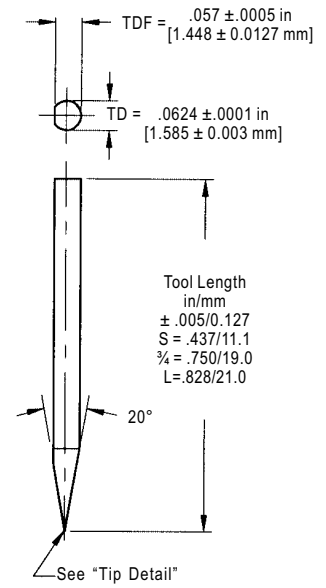
7045W / 7145W STYLES



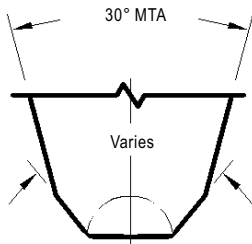
7045W STYLE



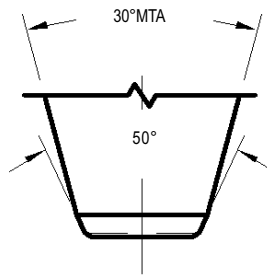
7145W STYLE



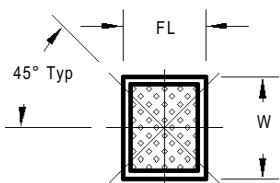
Other Tool Lengths Available



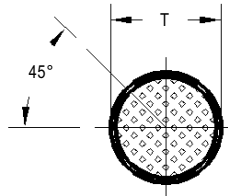
7045W STYLE



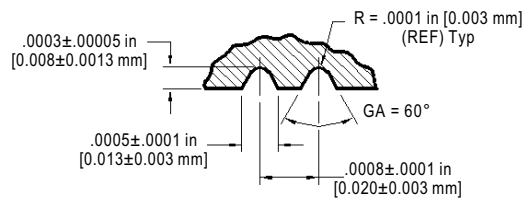
7145W STYLE



7045W STYLE



7145W STYLE



TYPICAL GROOVE DETAIL

WAFFLE FOOT SINGLE POINT-TAB TOOLS - GENERAL GUIDELINES ON HOW TO ORDER



**SQUARE WAFFLE FOOT
7045W STYLE**



**ROUND WAFFLE FOOT
7145W STYLE**

STYLE		MATERIAL	
7045W / 7145W	Waffle Tip	AZO* DT C	Molded Ceramic (for high volume) Diamond Tip Cermet composite for Gold Wire (recommended for Low Temperature bonding)

TIP DETAILS		FOOT OPTIONS	
W/FL T	Specify "W" and "FL" Specify "T"	M	Matte Finish

HOW TO ORDER	
SPECIFY	Style - Material - W/FL or T - Tool Length - Foot Finish - Flat Orientation
EXAMPLE	7145W - AZO - 0050 - .375 - M - (Reference Page 60) 7045W - DT- 8070 - ¼- M - (Reference Page 60)

STANDARD DIMENSIONS						
7045 Tool Style				7145 Tool Style		
W/FL	Foot Width W in / μm $\pm .0002/5$	Foot Length FL in / μm $\pm .0002/5$	Shank Style	T	Tip Diameter T in / μm $\pm .0002/5$	Flat Orientaion
5055	.0050 / 127	.0055 / 140	See Page 60	0050*	.0050 / 125	See Chart
6949	.0069 / 175	.0049 / 124	See Page 60	0055	.0055 / 140	See Chart
7080	.0070 / 178	.0080 / 203	See Page 60	0060	.0060 / 152	See Chart
7360	.0073 / 185	.0060 / 152	See Page 60	0070	.0070 / 178	See Chart
7474	.0074 / 188	.0074 / 188	See Page 60	0075	.0075 / 191	See Chart
8070	.0080 / 203	.0070 / 178	See Page 60			
8090	.0080 / 203	.0090 / 229	See Page 60			
9060	.0090 / 229	.0060 / 152	See Page 60			

SINGLE POINT TAB
BONDING TOOLS